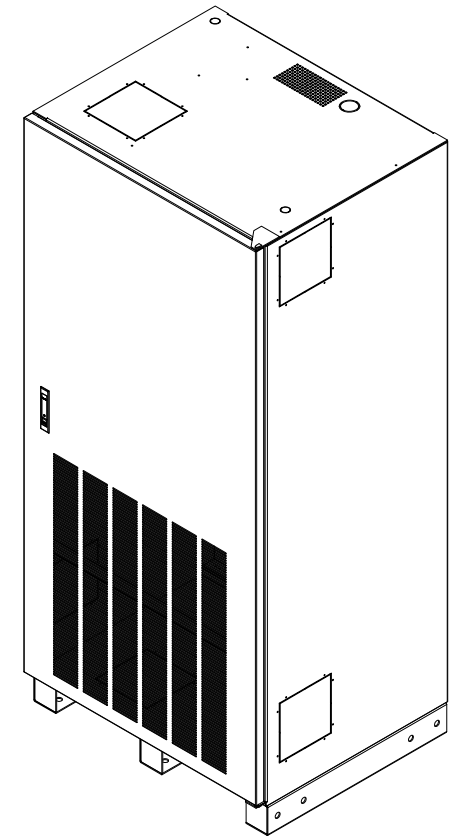
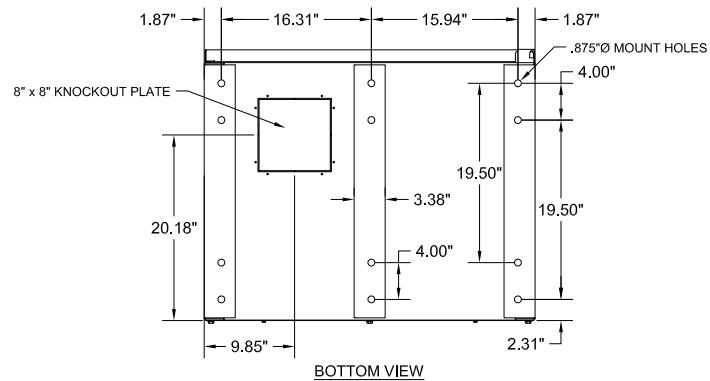
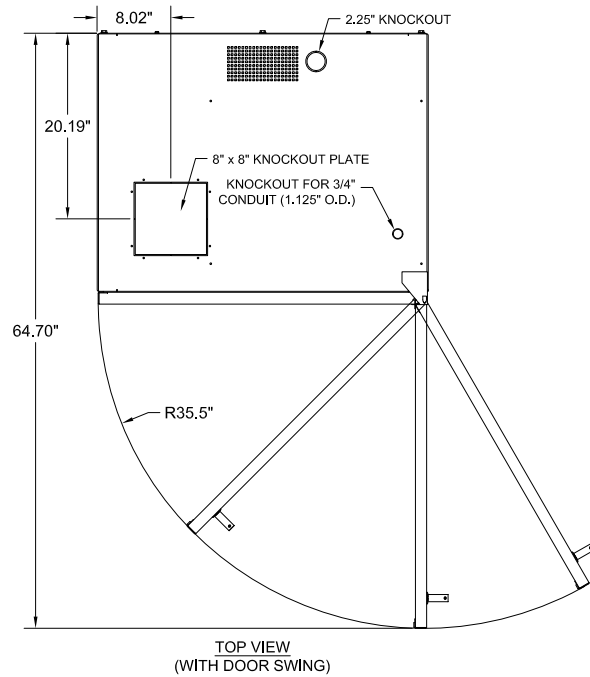
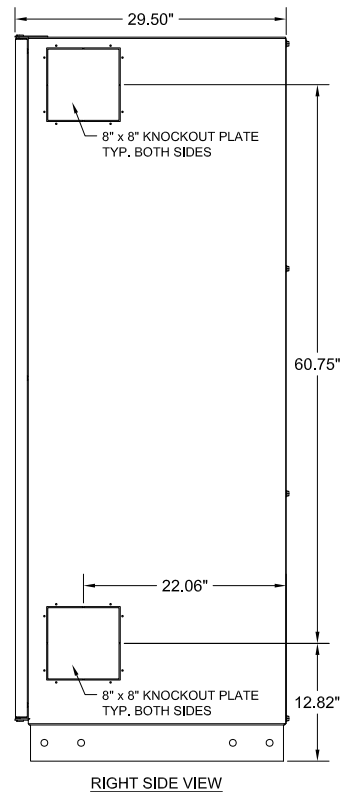


MOUNTING PAN FOR BREAKER, FUSES, TERMINAL BLOCKS, AND GROUND LUG.



**NOTES:**

EMPTY CABINET WEIGHT: 488 LBS

1. NEMA 1 ENCLOSED BATTERY CABINET.
2. FACTORY ASSEMBLED CABINETS ARE LISTED TO UL 1778.
3. HEAVY GAUGE WELDED STEEL CONSTRUCTION.
4. A MINIMUM REAR CLEARANCE OF 2" IS RECOMMENDED FOR OPTIMAL COOLING OF THE EQUIPMENT.
5. AVAILABLE IN MULTIPLE COLORS OF DURABLE CHIP AND CORROSION RESISTANT POWDER COAT FINISH.
6. FOR EASE OF CONDUIT INSTALLATION, (1) 8" X 8" CONDUIT PLATE IS PROVIDED TO REPLACE A KNOCKOUT IN THE CABINET.
7. BATTERIES CAN BE ACCESSED FROM THE FRONT AND REAR.
8. CABINET CAN BE MOVED WITH PALLET JACK OR FORK LIFT AT PALLET JACK ACCESS POINTS LOCATED AT FRONT OR REAR OF CABINET. FROM THE SIDES, THE CABINET CAN BE MOVED WITH ROL-A-LIFT TYPE EQUIPMENT MOVER. THE CABINET IS ONLY TO BE LIFTED FROM THE BOTTOM.
9. THE BC43S BATTERY CABINET (OPTIONAL CONFIGURATION) HAS BEEN CERTIFIED TO MEET THE 2015 EDITION OF THE INTERNATIONAL BUILDING CODE (IBC) AND THE 2016 EDITION OF THE CALIFORNIA BUILDING CODE (CBC) TO MEET DESIGN CATEGORY F, SS = 2.0 AND IMPORTANCE FACTOR 1.5.

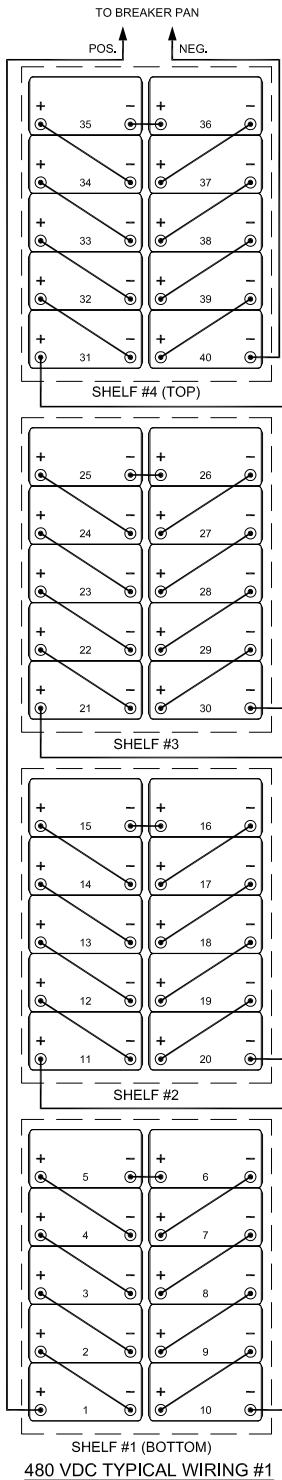
**BC43 BATTERY CABINET  
MECHANICAL DRAWING**

THE INFORMATION CONTAINED IN THIS DRAWING IS THE SOLE PROPERTY OF C&C POWER, INC. ANY REPRODUCTION WITHOUT THE WRITTEN CONSENT OF C&C POWER, INC IS PROHIBITED.

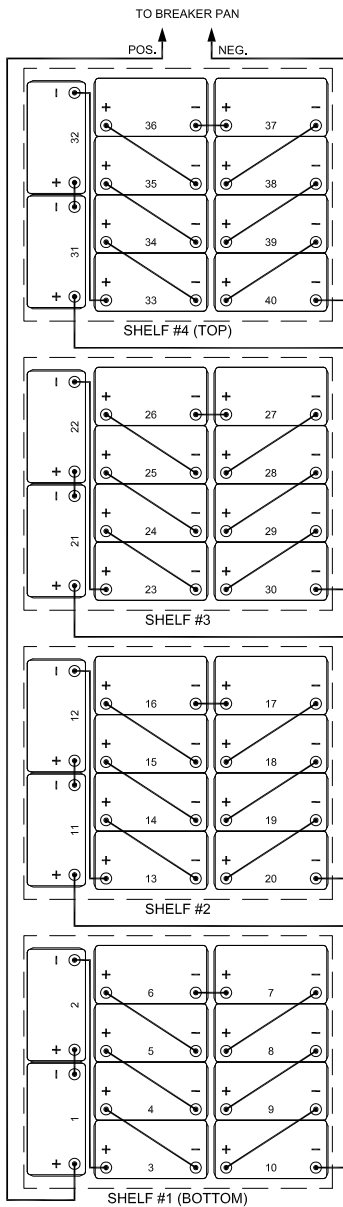
DIMENSIONS ARE IN INCHES		INITIALS	DATE
TOLERANCES:		DRAWN	JRL 12/12/2017
DECIMALS:	ANGLES:	CHECKED	CH 12/12/2017
.XX ±.13	±1°		
.XXX ±.062			
SCALE: SEE A	REV: 8	SHEET 1 OF 2	

**C&C POWER**  
ENGINEERED POWER PRODUCTS  
WWW.CCPOWER.COM

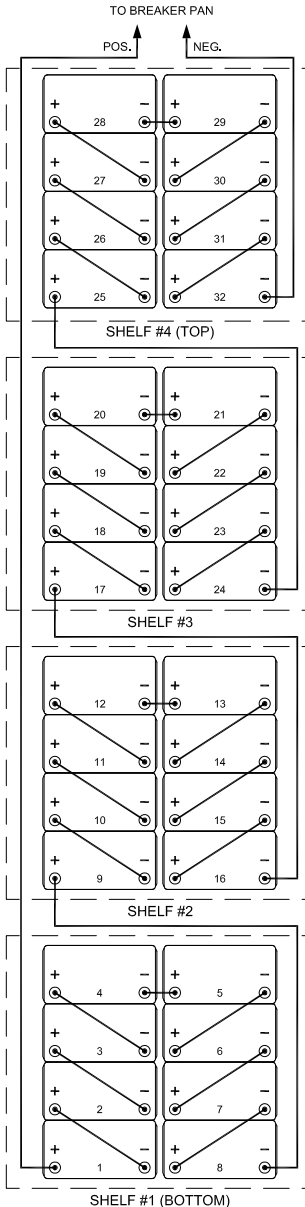
© 2017 C&C POWER, INC.  
ALL RIGHTS RESERVED



SHELF #1 (BOTTOM)  
480 VDC TYPICAL WIRING #1



480 VDC TYPICAL WIRING #2



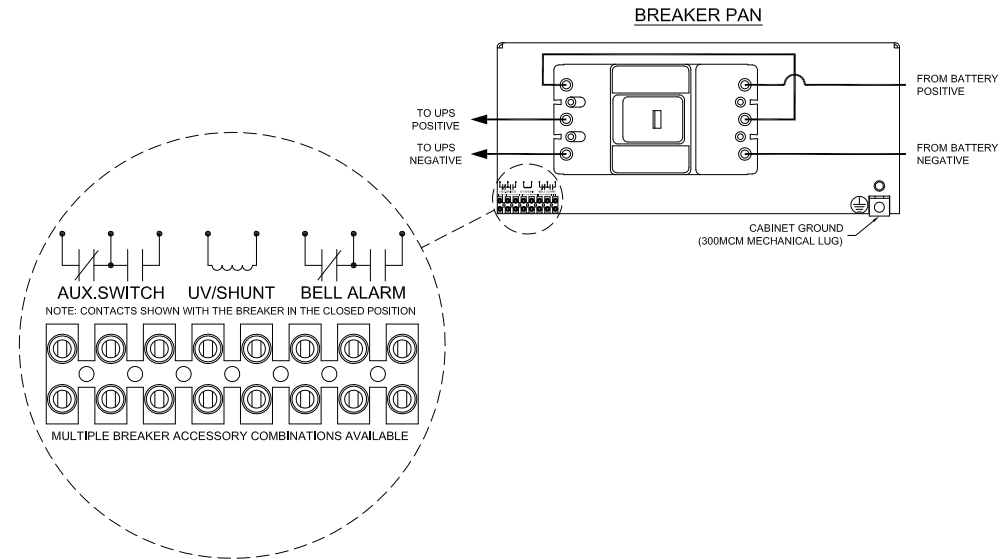
384 VDC TYPICAL WIRING

**NOTES:**

1. ALL INTERNAL WIRING IS UL LISTED, MTW, STYLE, 105C, EXTRA FLEXIBLE CABLE.
2. BREAKER IS UL LISTED.
3. CABINETS WITH BREAKERS ARE SHIPPED WITH BREAKER IN THE OFF/OPEN POSITION.
4. CABINETS ARE SHIPPED WITH BATTERY JUMPER REMOVED TO BREAK STRING VOLTAGE FOR ADDED SAFETY IN SHIPPING.
5. THE TERMINAL BLOCKS ARE UL RECOGNIZED, 600V RATED.
6. CABLES FROM BATTERY CABINET TO UPS SYSTEM ARE OPTIONAL.
7. GROUND CONNECTION IS #6-300MCM MECHANICAL LUG.

**BATTERY CONFIGURATIONS**

WPC CAPACITY	MAXIMUM NUMBER OF BATTERIES
200 W	60
300 W	40
350 W	40
400 W	40
500 W	40
540 W	40
620 W	40



**BC43 BATTERY CABINET  
ELECTRICAL DRAWING**

THE INFORMATION CONTAINED IN THIS DRAWING IS THE SOLE PROPERTY OF C&C POWER, INC. ANY REPRODUCTION WITHOUT THE WRITTEN CONSENT OF C&C POWER, INC IS PROHIBITED.

DIMENSIONS ARE IN INCHES		INITIALS	DATE
TOLERANCES:		DRAWN	JRL 02/10/2016
DECIMALS: .XX ±.13	ANGLES: ±1°	CHECKED	CH 02/10/2016
SCALE: NTS	SHEET: A	REV: 5	SHEET 2 OF 2

**C&C POWER**  
ENGINEERED POWER PRODUCTS  
WWW.CCPower.COM

© 2016 C&C POWER, INC.  
ALL RIGHTS RESERVED