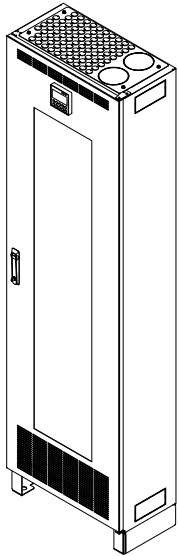


**NOTES:**

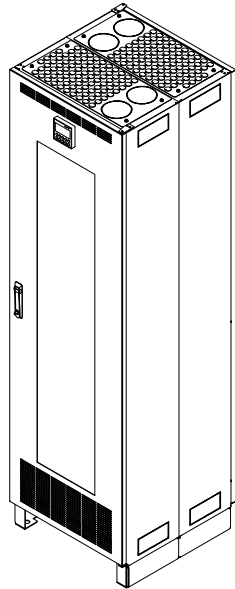
1. CABINET CONSTRUCTED FROM 14 GAUGE GALVANIZED STEEL.
2. FINISH TO BE BLACK TEXTURED POWDER COAT.
  - A. ENCLOSURE & OUTSIDE DOOR TO BE PAINTED INSIDE & OUT.
  - B. INTERIOR: DEADFRONTS, RAILS, & PLATES TO BE UNFINISHED GALVANIZED STEEL.
3. RPP CONTAINS A TOTAL OF TWO (2) SQUARE-D NQ SERIES, 225A, 42 CCT, 208Y/120VAC PANELBOARDS.
4. BRANCH CIRCUIT MONITORING OPTION AVAILABLE.
5. CABINET KNOCKOUT PLATE CAN BE CONFIGURED FOR EITHER TOP OR BOTTOM FEED.
6. COMPLETE UNIT IS UL LISTED.

<b>90877 RPP SERIES</b>			
<b>MECHANICAL DRAWING</b>			
<b>24"W x 12"D x 84"H - 84 CCT - SINGLE UNIT</b>			
THE INFORMATION CONTAINED IN THIS DRAWING IS THE SOLE PROPERTY OF C&C POWER, INC. ANY REPRODUCTION WITHOUT THE WRITTEN CONSENT OF C&C POWER, INC IS PROHIBITED.			
DIMENSIONS ARE IN INCHES		INITIALS	DATE
TOLERANCES:		DRAWN	PFM
DECIMALS: .XX ±.13	ANGLES: ±1°	CHECKED	CH
.XXX ±.062			11/09/16
SCALE: NTS	SIZE: A	REV: A	SHEET 1 OF 2
			<b>C&amp;C POWER</b> ENGINEERED POWER PRODUCTS WWW.CCPOWER.COM
			© 2016 C&C POWER, INC. ALL RIGHTS RESERVED

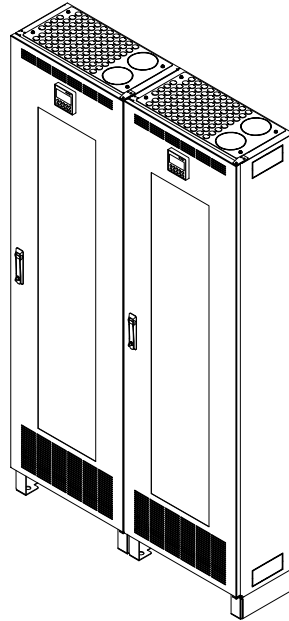
FLEXIBLE ARRANGEMENT OPTIONS



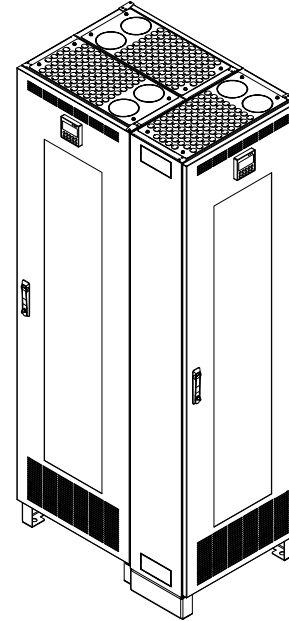
SINGLE UNIT  
24"W x 12"D x 84"H  
84 CCT



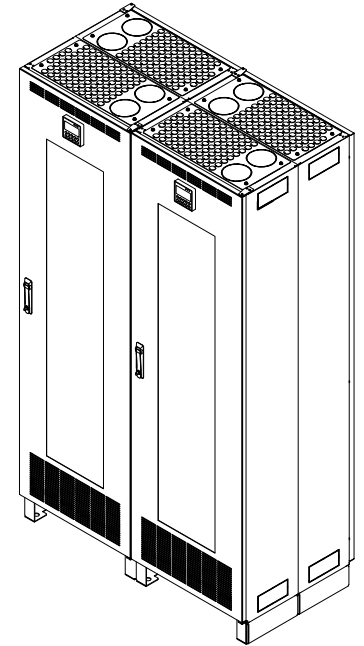
BACK TO BACK  
24"W x 24"D x 84"H  
168 CCT



SIDE BY SIDE  
48"W x 12"D x 84"H  
168 CCT



BACK TO BACK UNITS & SIDE UNIT  
36"W x 24"D x 84"H  
252 CCT



DOUBLE-UP BACK TO BACK UNITS  
48"W x 24"D x 84"H  
336 CCT

<b>90877 RPP SERIES</b>			
<b>MECHANICAL DRAWING</b>			
<b>24"W x 12"D x 84"H - 84 CCT - SINGLE UNIT</b>			
THE INFORMATION CONTAINED IN THIS DRAWING IS THE SOLE PROPERTY OF C&C POWER, INC. ANY REPRODUCTION WITHOUT THE WRITTEN CONSENT OF C&C POWER, INC IS PROHIBITED.			
DIMENSIONS ARE IN INCHES		INITIALS	DATE
TOLERANCES:		DRAWN	PFM
DECIMALS: .XX ±.13		ANGLES: ±1°	CHECKED
.XXX ±.062		CH	11/09/16
SCALE: NTS	SIZE: A	REV: A	SHEET 2 OF 2
			<b>C&amp;C POWER</b> ENGINEERED POWER PRODUCTS WWW.CCPOWER.COM © 2016 C&C POWER, INC. ALL RIGHTS RESERVED