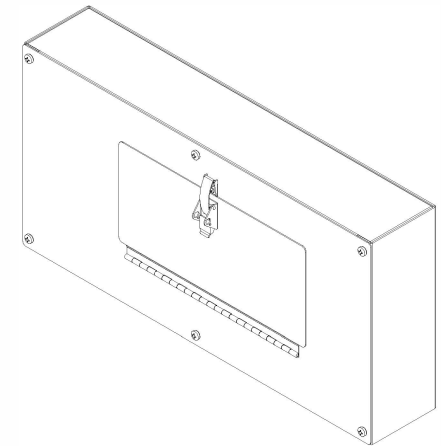
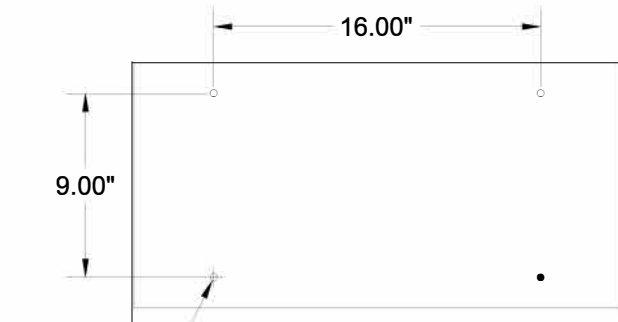




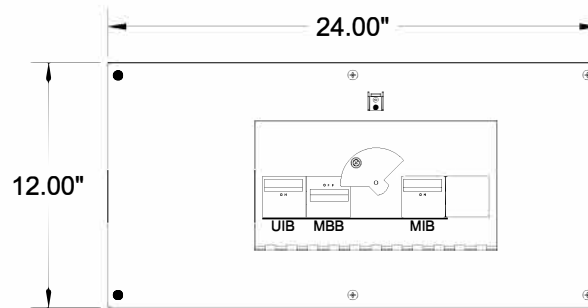
TOP VIEW



ISOMETRIC VIEW



REAR VIEW



FRONT VIEW
(DOOR REMOVED)



SIDE VIEW

Ø0.38" TYP.

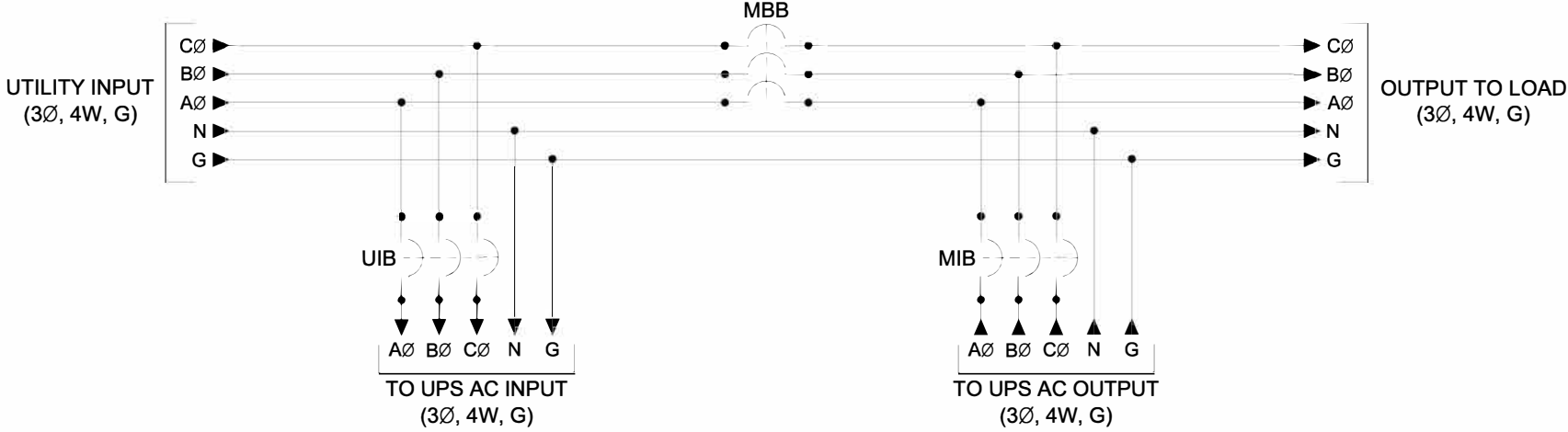
NOTES:

- 1. APPROXIMATE WEIGHT: 20 LBS.
- 2. ASSEMBLY IS UL LISTED TO UL 891.
- 3. NEMA 1 WALL MOUNT ENCLOSURE.
- 4. THE BOX & TRIM ARE CONSTRUCTED OF GALVANIZED STEEL.
- 5. THE TRIM FINISH IS POWDER COATED ON ALL EXTERNAL AND VISIBLE SURFACES, BOX AND ALL INTERNAL MOUNT BRACKETS ARE GALVANIZED FINISH.
- 6. THE PANEL IS PROVIDED WITH A PAD LOCK LATCH ON THE ACCESS COVER.
- 7. THE PANEL IS TO BE MOUNTED THROUGH THE Ø0.375" HOLES IN THE BACK OF THE ENCLOSURE.

90888 SERIES WALL MOUNT MAINTENANCE BYPASS PANEL			
10A-100A, 120V/208V, 3Ø/4W/G, 3 BREAKER			
DIMENSIONS ARE IN INCHES		INITIALS	DATE
TOLERANCES:		DRAWN	PC
DECIMALS:	ANGLES:	CHECKED	CH
.XX ± .13	± 1°		2/7/2014
.XXX ± .062			
MATERIAL: SEE NOTES SHEET 1			
FINISH: SEE NOTES SHEET 1			
CAD GENERATED DRAWING DO NOT MANUALLY UPDATE			
SCALE:	SIZE:	REV:	SHEET
NTS	A	2	1 OF 2
<p>THE INFORMATION CONTAINED IN THIS DRAWING IS THE SOLE PROPERTY OF C&C POWER, INC. ANY REPRODUCTION WITHOUT THE WRITTEN CONSENT OF C&C POWER, INC IS PROHIBITED.</p> <p>C&C POWER ENGINEERED POWER PRODUCTS WWW.CCPower.COM</p> <p>© 2014 C&C POWER, INC. ALL RIGHTS RESERVED</p>			

CIRCUIT BREAKER SUMMARY

BREAKER TYPE	BREAKER MODEL	TRIP	BREAKER AIC	WIRE RANGE
CUTLER HAMMER TYPE CH	CH3XX	10-35A	10K @ 240VAC	(1) 14 - 6
		40-100A	10K @ 240VAC	(1) 10 - 1/0



- NOTES:**
- "UIB" UPS INPUT BREAKER.
 - "MBB" MAINTENANCE BYPASS BREAKER.
 - "MIB" MAINTENANCE ISOLATION BREAKER.
 - NEUTRAL LUG ACCEPTS (4) #8 - #2 AWG CABLES.
 - GROUND LUG ACCEPTS (2) #2 - #14 AWG CABLES.
 - MECHANICAL LUGS USED FOR THE UTILITY INPUT & THE OUTPUT TO LOAD ACCEPT (1) #6 - 2/0 AWG WIRE PER PHASE.
 - THIS DRAWING IS TO BE USED FOR ELECTRICAL PURPOSES ONLY AND DOES NOT REPRESENT THE ACTUAL MECHANICAL LAYOUT OF THE EQUIPMENT.

90888 SERIES WALL MOUNT MAINTENANCE BYPASS PANEL			
10A-100A, 120V/208V, 3Ø/4W/G, 3 BREAKER			
DIMENSIONS ARE IN INCHES		INITIALS	DATE
TOLERANCES:		DRAWN	PC
DECIMALS: .XX ±.13	ANGLES: ±1°	CHECKED	CH
			2/20/2014
MATERIAL: SEE NOTES SHEET 1			
FINISH: SEE NOTES SHEET 1			
CAD GENERATED DRAWING DO NOT MANUALLY UPDATE			
SCALE: NTS	SIZE: A	REV: 3	SHEET 2 OF 2

THE INFORMATION CONTAINED IN THIS DRAWING IS THE SOLE PROPERTY OF C&C POWER, INC. ANY REPRODUCTION WITHOUT THE WRITTEN CONSENT OF C&C POWER, INC IS PROHIBITED.

C&C POWER
ENGINEERED POWER PRODUCTS
WWW.CCPOWER.COM

© 2014 C&C POWER, INC.
ALL RIGHTS RESERVED

DRAWING # 90888-208-SD01-2 REV 3