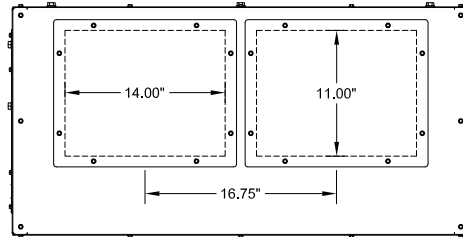
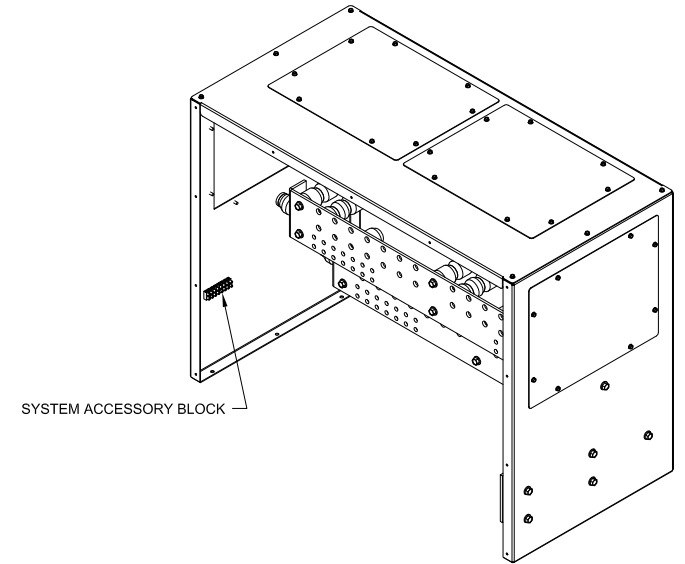


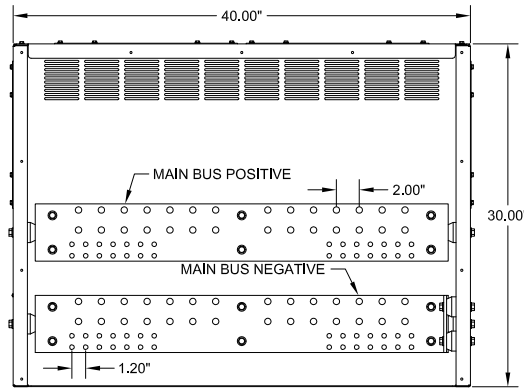
BOTTOM VIEW



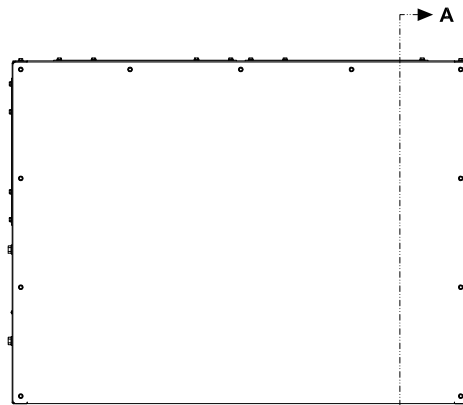
TOP VIEW



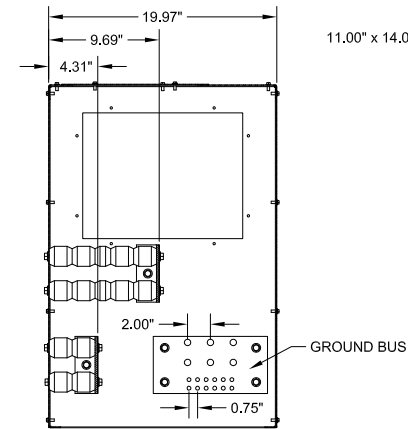
SYSTEM ACCESSORY BLOCK



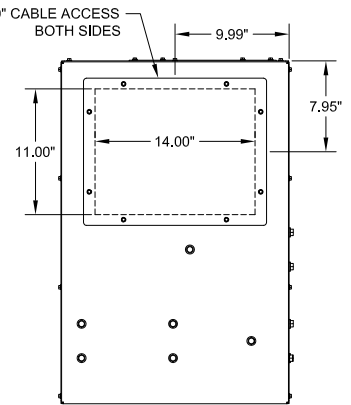
FRONT VIEW
(FRONT COVER REMOVED)



FRONT VIEW



SECTION VIEW A-A



RIGHT SIDE VIEW

- NOTES:
- APPROXIMATE WEIGHT: 140 LBS.
 - MAIN LANDING BUS OUTPUT (TO UPS) IS PROVIDED WITH (14) TWO HOLE LANDINGS PER BUS ON 1-3/4" CENTERS TO ACCEPT Ø1/2" BOLTS.
 - MAIN LANDING BUS INPUT (FROM BATTERY CABINETS) IS PROVIDED WITH (14) TWO HOLE LANDINGS PER BUS ON 1" CENTERS TO ACCEPT Ø3/8" BOLTS.
 - MAIN LANDING BUS CURRENT CAPACITY IS 1500 AMPS.
 - GROUND BUS OUTPUT (TO MAIN GROUND) IS PROVIDED WITH (3) TWO HOLE LANDINGS ON 1-3/4" CENTERS TO ACCEPT Ø1/2" BOLTS.
 - GROUND BUS INPUT (FROM BATTERY CABINETS) IS PROVIDED WITH (6) TWO HOLE LANDINGS ON 1" CENTERS TO ACCEPT Ø3/8" BOLTS.
 - ALL TWO HOLE LANDINGS ARE CAPABLE OF ACCEPTING UP TO (2) TWO HOLE LUGS IN BACK TO BACK CONFIGURATION.
 - SYSTEM ACCESSORY BLOCK IS UL RECOGNIZED, 600V RATED.

95401-15			
BC55 LANDING BOX			
1500A CONFIGURATION			
DIMENSIONS ARE IN INCHES	INITIALS	DATE	THE INFORMATION CONTAINED IN THIS DRAWING IS THE SOLE PROPERTY OF C&C POWER, INC. ANY REPRODUCTION WITHOUT THE WRITTEN CONSENT OF C&C POWER, INC IS PROHIBITED.
TOLERANCES:	DRAWN		
DECIMALS: .XX ±.13	JRL	3/4/2010	C&C POWER ENGINEERED POWER PRODUCTS 949 N. Larch Ave. - Elmhurst, IL 60126 © 2010 C&C POWER, INC. ALL RIGHTS RESERVED
.XXX ±.062	CHECKED	CH	
MATERIAL: ..			
FINISH: ..			
CAD GENERATED DRAWING DO NOT MANUALLY UPDATE			
SCALE: SEE: A	REV: 1	SHEET 1 OF 1	