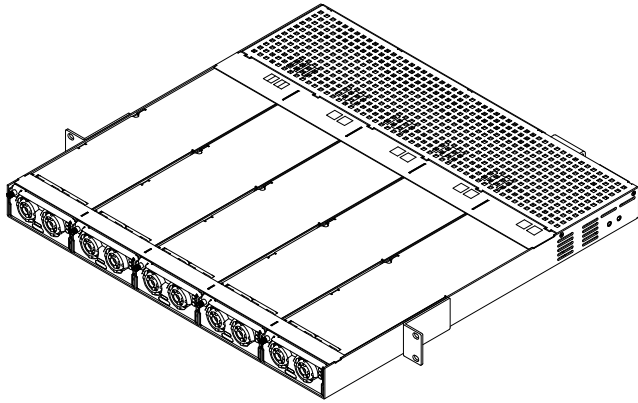


2500 Series Rectifier Shelves

1RU Rectifier Shelves



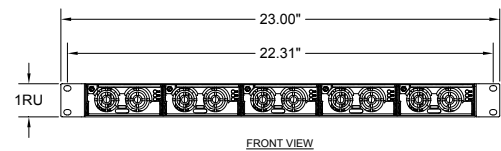
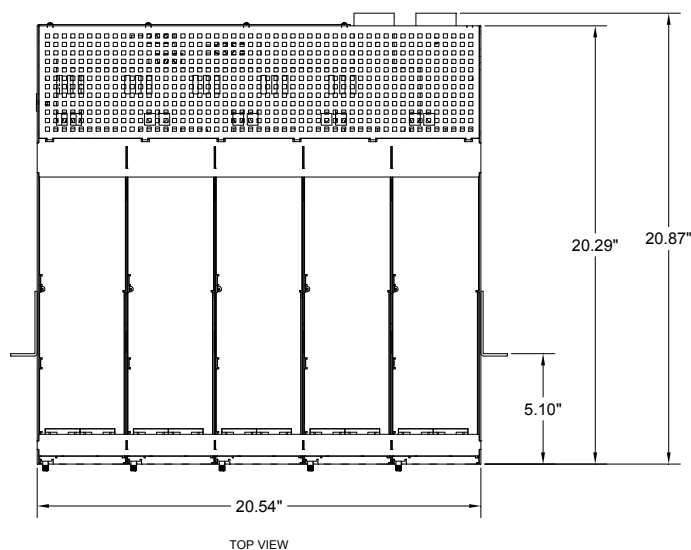
- High efficiency
- Compact and lightweight
- Automatic parallel load sharing
- Up to 12,500 watts
- DC output busbars
- Multiple AC input configurations
- UL Pending

C&C Power's 2500 Series rectifier shelves are designed to accommodate up to five 2500 watt, switch-mode, hot-swappable rectifiers to provide up to 231 amps of power at -54 VDC.

Additional options include:

- Full alarms (audible, display, and dry contacts) via Commander Plus Series Controller
- Temperature Compensation: provides automatic adjustment of rectifier output voltage when ambient temperature increases or decreases, optimizing battery life and performance.

Product Drawings



715-00076 R01