

# 1RU GMT & TPA Fuse Panel

## CFP-GT Series Telecom Power Distribution Panel



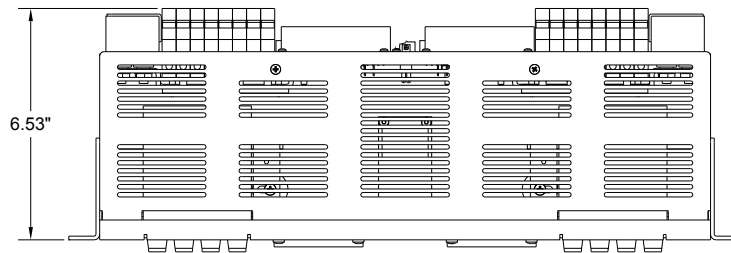
- More power in less space
- 350 amp distribution
- Up to 20 GMT and 8 TPA fuses
- High density 1RU 19" or 23" rack mount
- Multiple bus bar configurations
- Listed to UL Standards and CSA certified

C&C Power's 1RU GMT & TPA Fuse Panel is a fully enclosed, rear access telecom DC power distribution panel that can accommodate up to 20 GMT and 8 TPA fuses. The panel will fit into both 19" and 23" relay racks, and takes up only 1RU (1.75") of rack space.

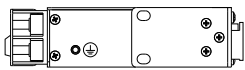
The CFP-GT distributes up to 175 amps in single bus configurations and up to 350 amps in dual bus configurations. Each bus is equipped with a fuse alarm which includes a set of form C (SPDT) contacts and indicator LED's. Fuse capacities range from less than 1 amp to 15 amps per GMT position, with each 10 position section capable of handling a total of 75 amps maximum. TPA fuses range from 3-50 amps.

Other standard features include two hole lug terminations with 1/4-20 studs and 5/8" spacing for DC inputs with up to #2 AWG wire. Each output terminal block accepts bare wire up to #16 AWG for GMTs and up to #6 AWG for TPAs. The 1RU GMT & TPA Fuse Panel is listed to UL Standards and is CSA certified.

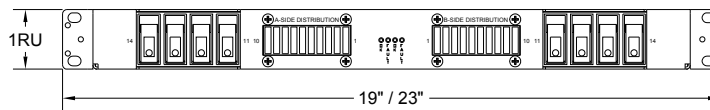
# Product Drawings



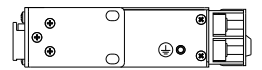
TOP VIEW



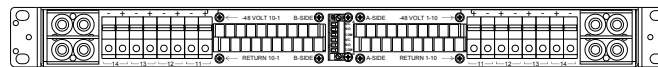
LEFT SIDE VIEW



FRONT VIEW



RIGHT SIDE VIEW



REAR VIEW

## Part Number Configuration

**90209 - 4 22 P**  
 1      2      3      4

### 1. CFP-GT Base Model Number

90209 = GMT & TPA Fuse Panel

### 2. System Voltage

2 = 24 VDC  
 4 = 48 VDC

### 3. Busbar Configuration

11 = Single Bus with 8 TPA and no GMT (175A Max)  
 12 = Single Bus with 8 TPA and 20 GMT (175A Max)  
 21 = Dual Bus with 4 TPA and no GMT per Bus (175A Max per Bus)  
 22 = Dual Bus with 4 TPA and 10 GMT per Bus (175A Max per Bus)

### 4. Positive or Negative Ground

P = Positive Ground  
 N = Negative Ground

715-00007 R04