

1RU GMT Fuse Panel

CFP-G Series Telecom Power Distribution Panel



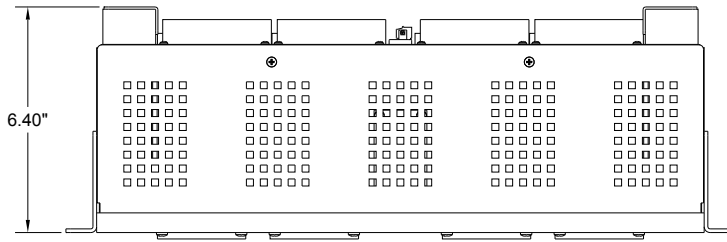
- More power in less space
- 300 amp distribution
- Up to 40 GMT fuses
- High density 1RU 19" or 23" rack mount
- Multiple busbar configurations
- Listed to UL Standards and CSA certified

C&C Power's 1RU GMT Fuse Panel is a fully enclosed, rear access telecom DC power distribution panel that can accommodate up to 40 GMT fuses. The panel will fit into both 19" and 23" relay racks and takes up only 1RU (1.75") of rack space.

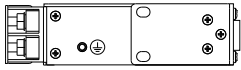
The CFP-G distributes up to 150 amps in single bus configurations and up to 300 amps in dual bus configurations. Each bus is equipped with a fuse alarm which includes a set of form C (SPDT) contacts and indicator LED's. Fuse capacities range from less than 1 amp to 15 amps per GMT position, with each 10 position section capable of handling a total of 75 amps maximum.

Other standard features include two hole lug terminations with 1/4-20 studs and 5/8" spacing for DC inputs with up to #2 AWG wire. Each output terminal block accepts bare wire up to #16 AWG or with #6 fork terminal. The 1RU GMT Fuse Panel is listed to UL Standards and is CSA Certified.

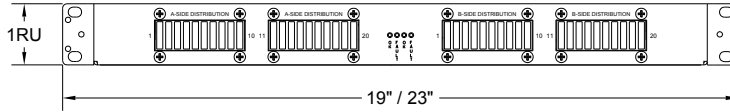
Product Drawings



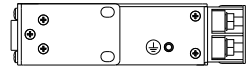
TOP VIEW



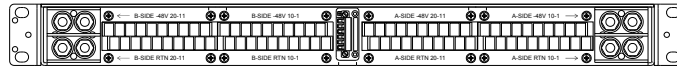
LEFT SIDE VIEW



FRONT VIEW



RIGHT SIDE VIEW



REAR VIEW

Part Number Configuration

90206 - 4 22 P
 1 2 3 4

1. CFP-G Base Model Number

90206 = GMT Fuse Panel

2. System Voltage

2 = 24 VDC
 4 = 48 VDC

3. Busbar Configuration*

11 = Single Bus with 10 GMT (75A Max)
 12 = Single Bus with 20 GMT (150A Max)
 13 = Single Bus with 30 GMT (175A Max)
 14 = Single Bus with 40 GMT (175A Max)
 21 = Dual Bus with 10 GMT per Bus (75A Max per Bus)
 22 = Dual Bus with 20 GMT per Bus (150A Max per Bus)

4. Positive or Negative Ground

P = Positive Ground
 N = Negative Ground

*GMT Fuse Blocks cannot be added in the field. All GMT Fuse Blocks must be installed at the factory.

715-00006 R05